

INVISIBLE WALL is the modular fencing system which, with its thickness of only 3 cm, is the ideal solution when there is no possibility of placing a hedge or building a wall and for those seeking absolute privacy inside.

The system is made up of rectangular panels with dimensions of 200x140 cm or 140x200 cm and of right-angled panels of 30x30x140 cm or 30x30x200cm, mounted on special vertical supports.

The panels are made of double 1 mm galvanized sheet metal, sandwiched together to ensure high mechanical strength and stability, while maintaining a weight of less than 50 kg and therefore easy and safe maneuverability.

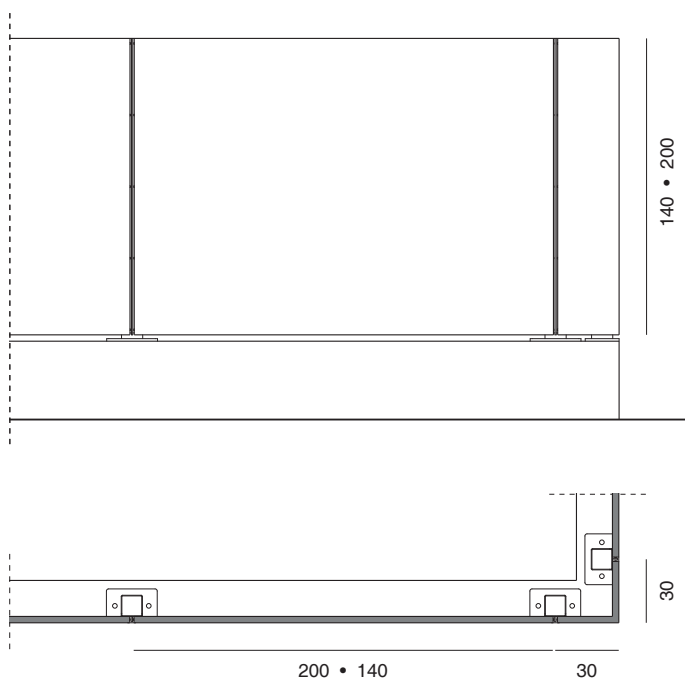
The vertical posts are made of a special 10x10cm 3 mm thick tubular and sturdy lower plates for fixing to the foundation or to the low wall. Both elements are in hot-dip galvanized pickled sheet metal and have been carefully designed to ensure adequate wind resistance.

The finishing of the panels is performed with a highly technological product based on cork and completely ecological, which makes the surfaces visually very similar to a plaster of grain size 4, pleasant to the touch and resistant to atmospheric and aging agents (UV rays, sea salts, thermal excursions).

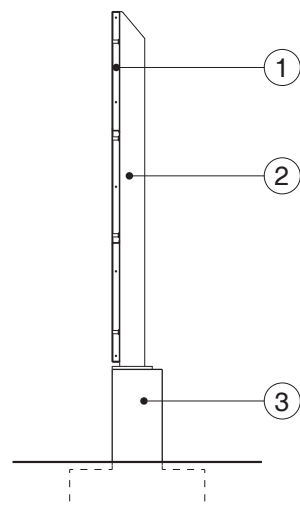
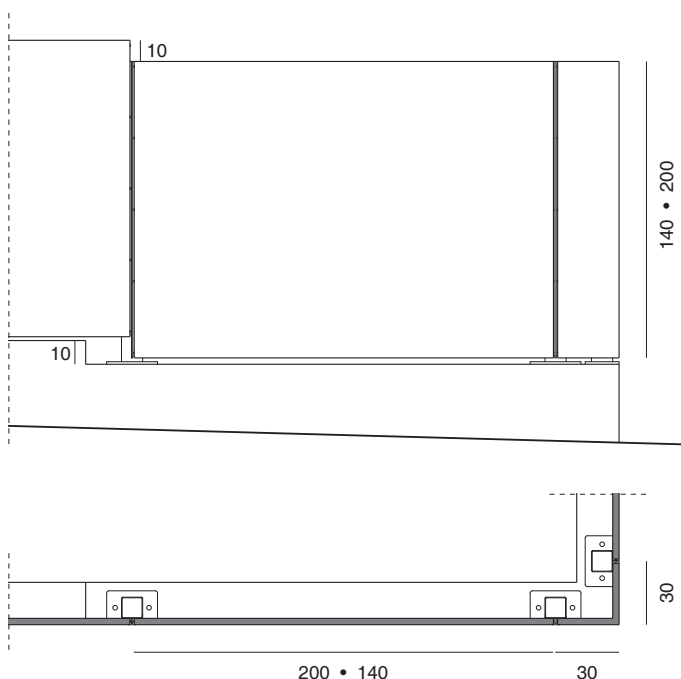
The product is available in different colors and, if necessary, can be tinted with any siloxane or acrylic siloxane water-based paint.

The fence is supplied with a disposable metal template for fast and precise fixing of the posts to the foundation. The entire laying operation requires only the use of a level, hammer and screwdriver.

INVISIBLE WALL ON FLAT GROUND



INVISIBLE WALL ON SLOPING GROUND



- Vertical section:
 1. Modular paneling
 2. Support post
 3. Continuous wall minimum thickness 20 cm

Panel sizes (cm)

TYPE	LENGTH	HEIGHT	THICKNESS
STANDARD	200 • 140	140 • 200	3
ANGULAR	30 x 30	140 • 200	3

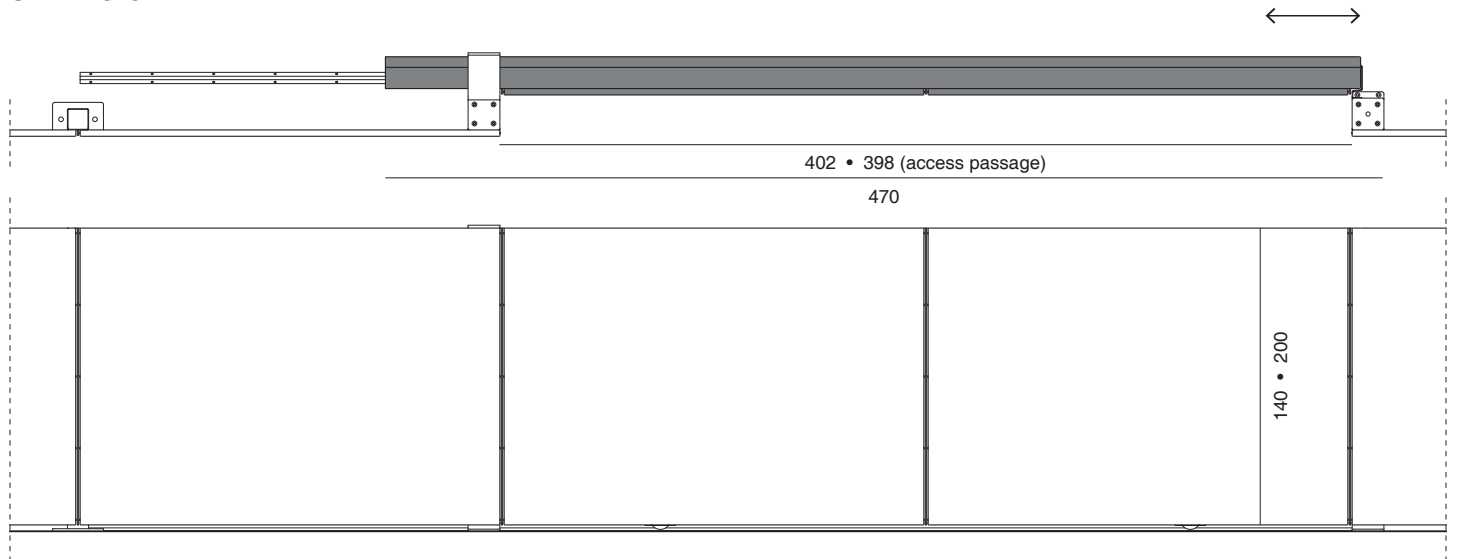
To complete any end parts, cut-to-size compensation panels can be supplied.

All technical and dimensional specifications are to be considered indicative. For the executive design it is necessary to contact the company technical office, which may make any changes deemed necessary.


COD	DESCRIPTION		€
L110	FENCE - h140 cm	Fence made of panels 200 x h140 cm + riser column h140 cm + dowels for anchoring in the foundation + screws for application on the riser column	ml. € 390,00
L120	PANEL - h140 cm	Panel 200 x h140 cm + screws for application on the riser column	cad. € 595,00
L130	RISER - h140 cm	Riser column h140 cm + dowel for anchoring in the foundation	cad. € 180,00
L140	90° ANGLE PANEL - h140 cm	Panel to form 90° angle, 30 x 30 x h140 cm	cad. € 145,00
L150	TERMINAL PANEL - h140 cm	Tailor-made terminal panel	cad. € 595,00
L111	FENCE - h200 cm	Fence made of panels 140 x h200 cm + riser column h200 cm + dowels for anchoring in the foundation + screws for application on the riser column	ml. € 565,00
L121	PANEL - h200 cm	Panel 140 x h200 cm + screws for application on the riser column	cad. € 595,00
L131	RISER - h200 cm	Riser column h200 cm + dowel for anchoring in the foundation	cad. € 235,00
L141	90° ANGLE PANEL - h200 cm	Panel to form 90° angle, 30 x 30 x h200 cm	cad. € 195,00
L151	TERMINAL PANEL - h200 cm	Tailor-made terminal panel	cad. € 595,00

INVISIBLE GATE is the modular gate system complementary to the INVISIBLE WALL fencing system. The finish is performed with a highly technological product based on cork and completely ecological, which makes the surfaces visually very similar to a plaster of grain size 4, pleasant to the touch and resistant to atmospheric and aging agents (UV rays, sea salts, temperature excursions). The product is available in different colors and, if necessary, can be tinted with any siloxane or acrylic siloxane water-based paint.

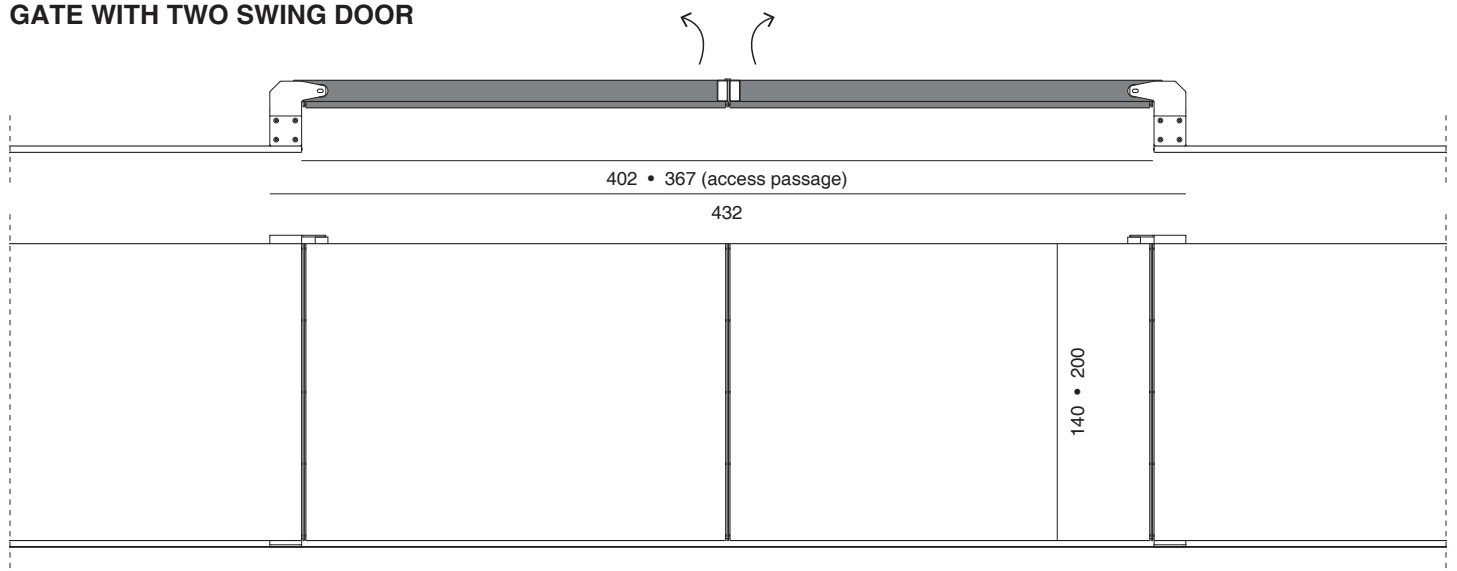
SLIDING GATE



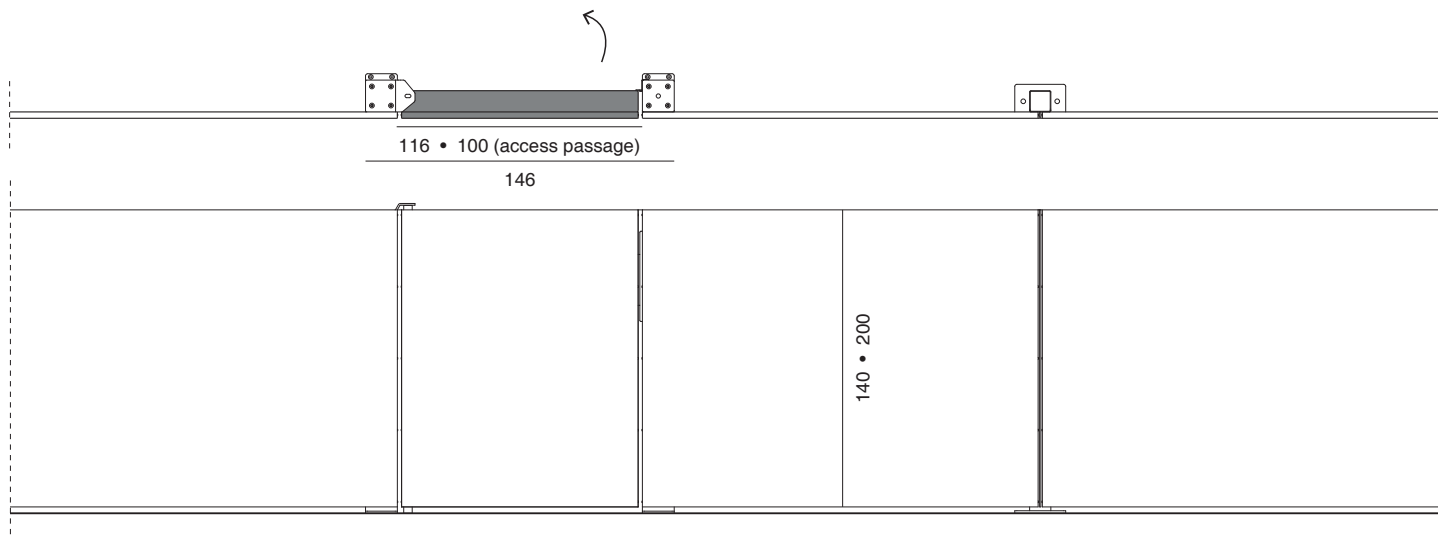
GATE WITH ONE SWING DOOR



GATE WITH TWO SWING DOOR



PEDESTRIAN GATE WITH ONE SWING DOOR



COD	DESCRIPTION		€
L200	SLIDING GATE - h140 cm	398 (access passage) x h140 cm + 2 uprights h140 cm + 800 cm long rail + screws	cad. € 6.030,00
L210	SINGLE-LEAF GATE - h140 cm	384 (access passage) x h140 cm + 2 uprights h140 cm + screws	cad. € 5.550,00
L220	TWO-LEAF GATE - h140 cm	367 (access passage) x h140 cm + 2 uprights h140 cm + screws	cad. € 5.550,00
L230	PEDESTRIAN GATE - h140 cm	100 (access passage) x h140 cm + 2 uprights h140 cm + screws	cad. € 3.400,00
L201	SLIDING GATE - h200 cm	398 (access passage) x h200 cm + 2 uprights h200 cm + 800 cm long rail + screws	cad. € 8.600,00
L211	SINGLE-LEAF GATE - h200 cm	384 (access passage) x h200 cm + 2 uprights h200 cm + screws	cad. € 7.930,00
L221	TWO-LEAF GATE - h200 cm	367 (access passage) x h200 cm + 2 uprights h200cm + screws	cad. € 7.930,00
L231	PEDESTRIAN GATE - h200 cm	100 (access passage) x h200 cm + 2 uprights h200 cm + screws	cad. € 4.850,00

All technical and dimensional specifications are to be considered indicative. For the executive design it is necessary to contact the company technical office, which may make any changes deemed necessary.